


5W high power led

Item No	Lens Color	Emitting color	Forward Current(mA)	Forward Voltage(V)	Angle	Wavelength (nm)	Luminous Flux(lm/W)
FZ-P005SWEX-XXXTC	Water clear	Pure white	700	6-8	140	5500-8000	60-90
FZ-P005WWEX-XXXTC	Water clear	Warm white	700	6-8	140	2300-5500	60-90
FZ-P005BHEX-XXXTC	Water clear	Blue	700	6-8	140	450-475	15-40
FZ-P005GHEX-XXXTC	Water clear	Green	700	6-8	140	490-530	60-90
FZ-P005AYEX-XXXTC	Water clear	Yellow	700	4-6	140	585-595	30-60
FZ-P005OREX-XXXTC	Water clear	Red	700	4-6	140	620-630	30-40
FZ-P005IREX-XXXTC	Water clear	Infrared	700	2-4	140	835-945	/



1. AbsoluteMaximumRatings

(Ta=25°C)

Item	Symbol	Absolute Maximum Rating	Unit
Forward Current	IF	700	mA

Pulse Forward Current	IFP	1000	mA
Allowable Reverse Current	IR	10	uA
Power Dissipation	PD	1	W
Operating Temperature	Topr	-30~+85	°C
Dice Temperature	Tstg	-40~+100	°C
Soldering Temperature	Tsod	260	°C

◇ IFP Conditions : Pulse Width ≤10msec. and Duty ≤1/10

◇ Soldering Time : ≤5 sec.

2. Electrical/Optical Characteristics

(Ta=25°C)

Item	Symbol	Condition	Min	Typ	Max	Unit
Forward Voltage	VF	IF=700[mA]	6.0		8.00	V
Allowable Reverse Current	IR	VR=5[V]	0		10	uA
Luminous Flux	Φv	IF=700[mA]		300	450	lm
Temperature Color	TC	IF=700[mA]	6500		7500	K
Chromaticity Coordinate	x	-	IF=700[mA]	0.45		
	y	-	IF=700[mA]	0.40		
Viewing Angle	2θ1/2	IF=700[mA]		140		

◇ Please refer to CIE 1931 chromaticity diagram

◇ Viewing Angle Measurement allowance is ±5%

3. Ranking

(Ta=25°C)

Item	Symbol	Condition	BIN CODE	Min	Max	Unit
Forward Voltage	VF	IF=1400[mA]	E	6	7	V
			F	7	8	
Luminous Flux	Φv	IF=1400[mA]	P	250	240	lm
			Q	240	350	
			R	350	400	

◇ Forward Voltage Measurement allowance is ±3%

◇ Luminous Intensity Measurement allowance is ±10%

4. Typical Electrical/Optical Characteristics Curves (Ta=25°C Unless Otherwise Notes)

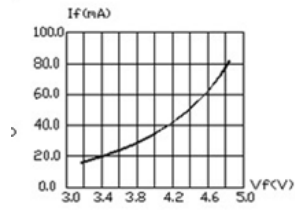


FIG1 FORWARD CURRENT VS. FORWARD VOLTAGE

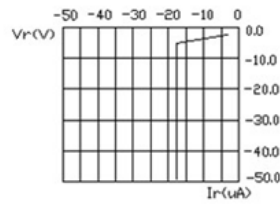


FIG2 REVERSE CURRENT VS. REVERSE VOLTAGE

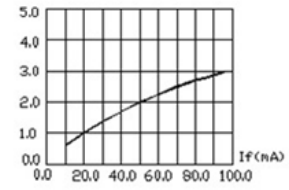


FIG3 RELATIVE LUMINOUS INTENSITY VS. FORWARD CURRENT

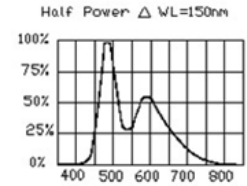


FIG4 RELATIVE LUMINOUS INTENSITY VS. WAVELENGTH.

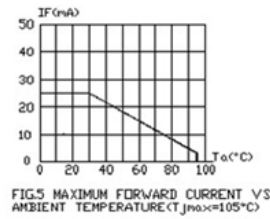
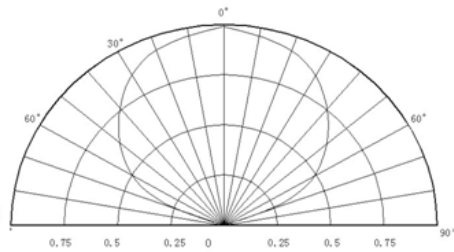
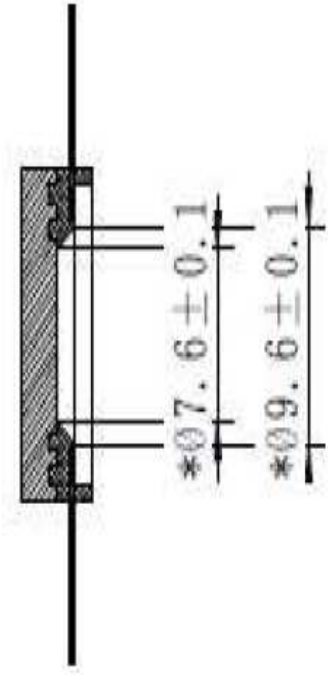
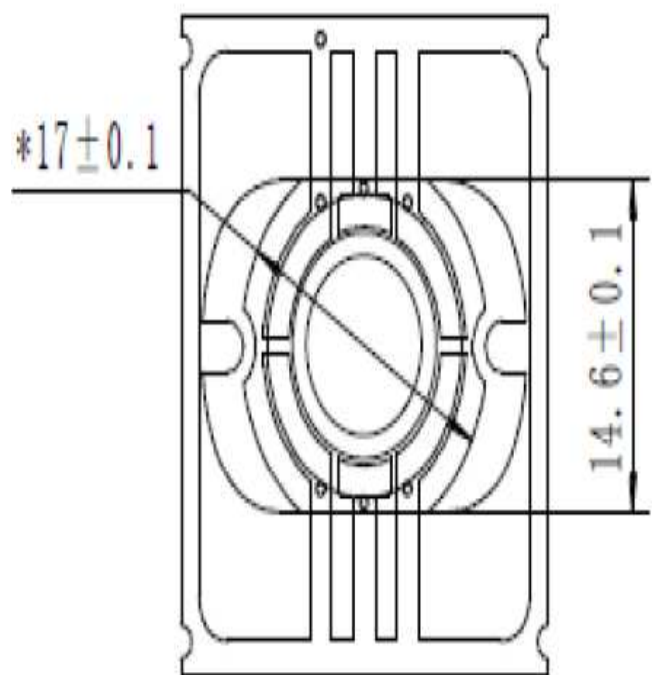


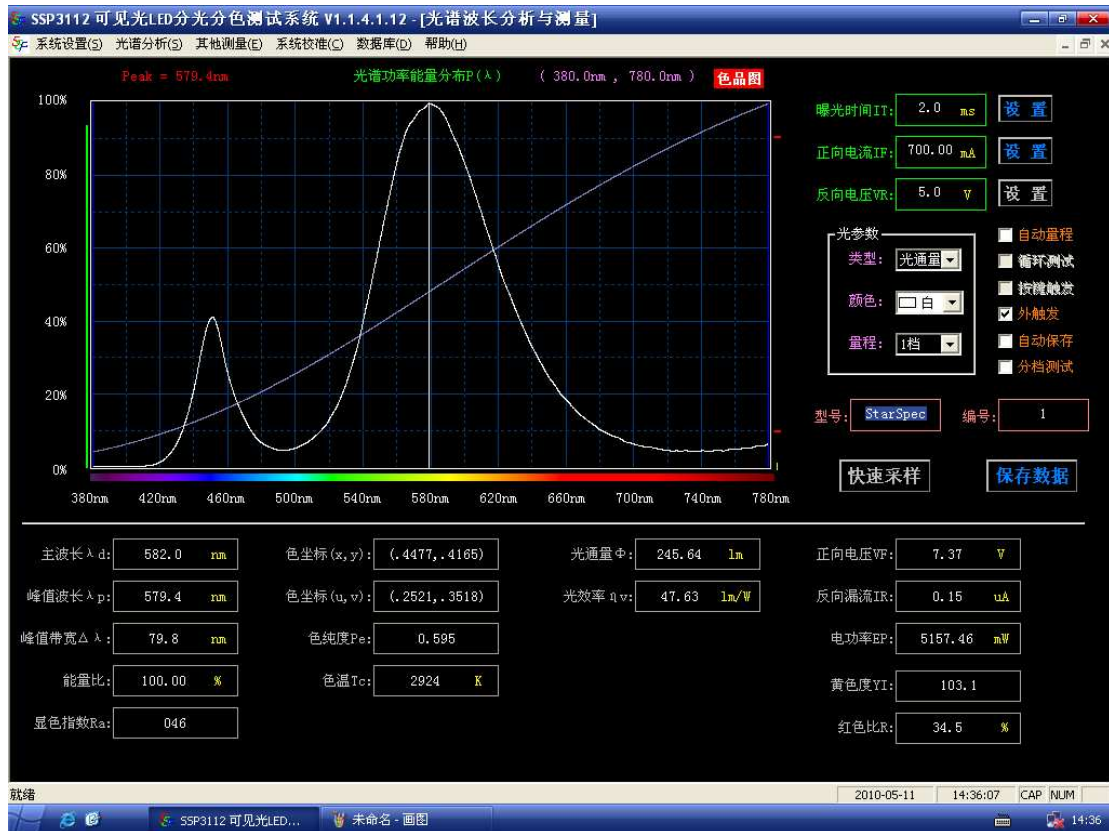
FIG5 MAXIMUM FORWARD CURRENT VS. AMBIENT TEMPERATURE (Tjmax=105°C)




5. Lens Dimensions(mm)



5. Tested Lumens Data



6..Packing Measurement



Carton Packing

NOTES:

1. Dimensions are in mm.
2. There are 50pcs emitters in a inner cardboard
3. There are three kind of cartons: 0.5k,1k,2k
4. A pc emitter to a shockproof particular plastics bag

7.Application:

- Reading lights
- Portable flashlight
- Up-lights and Down-lights

- General lights
- Contour lights
- Ceiling lights
- Garden lights
- Streetlights
- Mining lights
- Decoration lights
- Architectural lighting

